


## NEEDS ASSESSMENT RELATED TO THE MISEAN CARA FUNDING SUBMISSION

Late February 2017, the Ruben Centre Management Team met to review in detail, information collected from all 2016 Work Plan Assessments and 2017 Work Plan Projections. The purpose was to identify key funding areas and expected need areas, examining possible causes and effects as well as prioritising the funding needs against the Submission requirements. The Project Manager facilitated the process, and the table below outlines the analysis of all the assessment processes aligned against the specific Strategic Objective requests within the submission. A major part of these assessments were also in the Log Framework compiled to outline the External and Internal Needs Assessment contributing to the Miseen Cara Second Multi Annual Funding request.



Funding Request Areas <b>HEALTH</b>	Needs Assessment Verifiers for each Strategic Objective Request Area												
<p><i>Outcome 1: Increased access to quality healthcare services - PLEASE NOTE:</i></p> <ol style="list-style-type: none"> <li><b>Ruben Centre Clinic is the only government Registered Clinic in Mukuru Kwa Ruben</b></li> <li>Because of the Needs Assessment Analysis an Exit Survey has been developed and will be conducted in the second quarter. The period of the Survey will be over 1 week, and for all those attending the Clinic for any service</li> </ol>													
<ol style="list-style-type: none"> <li>Increased numbers of women accessing and attending ante natal care (ANC) and Post Natal Care (PNC).</li> </ol>	<p><b>ANC Data - First Quarter 2016 and First Quarter 2017 comparison</b></p> <p style="text-align: center;"><b>Column Chart</b></p> <table border="1"> <caption>ANC Data - First Quarter 2016 and First Quarter 2017 comparison</caption> <thead> <tr> <th>Year</th> <th>ANC Revisits</th> </tr> </thead> <tbody> <tr> <td>2016</td> <td>317</td> </tr> <tr> <td>2017</td> <td>593</td> </tr> </tbody> </table> <p style="text-align: center;"><b>ANTE NATAL - MATERNITY CLINIC REQUESTS IN 2016 - 2314</b></p> <p><b>FOCUS GROUPS</b></p> <ol style="list-style-type: none"> <li>Child Welfare Focus Groups advocate for access to deliver their babies at Ruben.</li> <li>Community Groups believe a greater number of women would attend PNC if delivery of babies were through Ruben Maternity Clinic</li> </ol> <p><b>PNC Data - First Quarter 2016 and First Quarter 2017 comparison</b></p> <p style="text-align: center;"><b>Column Chart</b></p> <table border="1"> <caption>PNC Data - First Quarter 2016 and First Quarter 2017 comparison</caption> <thead> <tr> <th>Year</th> <th>PNC Revisits</th> </tr> </thead> <tbody> <tr> <td>2016</td> <td>219</td> </tr> <tr> <td>2017</td> <td>342</td> </tr> </tbody> </table>	Year	ANC Revisits	2016	317	2017	593	Year	PNC Revisits	2016	219	2017	342
Year	ANC Revisits												
2016	317												
2017	593												
Year	PNC Revisits												
2016	219												
2017	342												

Funding Request Areas <b>HEALTH</b>	Needs Assessment Verifiers for each Strategic Objective Request Area
--	--

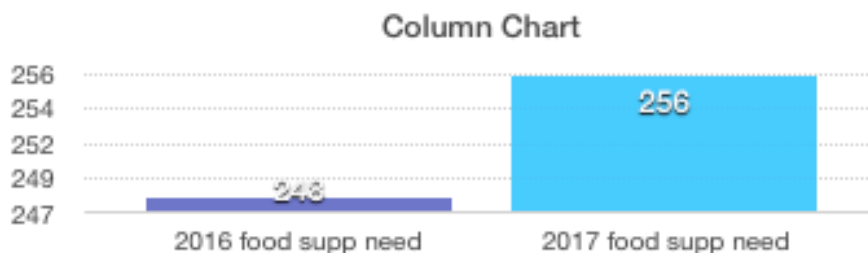
<p><i>Outcome 1: Increased access to quality healthcare services - PLEASE NOTE:</i></p> <ol style="list-style-type: none"> <li><b>Ruben Centre Clinic is the only government Registered Clinic in Mukuru Kwa Ruben</b></li> <li><i>Because of the Needs Assessment Analysis an Exit Survey has been developed and will be conducted Asses in the second quarter7. The period of the Survey will be over 1 week, and for all those attending of 201 the Clinic for any service</i></li> </ol>							
<p>1. A reduction of mother to child HIV transmission and supports in place for PLWHA</p>	<p><b>DATA FINDINGS</b> - would indicate that there has been no reduction in compared positive testing reports from 2016 to 2017. Indicating further need for Outreach Services within the community. (See above paragraph "Defining Purpose and Scope of the Needs Assessment P ).</p> <div style="text-align: center;"> <p>Column Chart</p> <table border="1" style="margin: auto;"> <caption>Positive Testings Data</caption> <thead> <tr> <th>Year</th> <th>Positive Testings</th> </tr> </thead> <tbody> <tr> <td>1st Qtr 2016</td> <td>20</td> </tr> <tr> <td>1st Qtr 2017</td> <td>21</td> </tr> </tbody> </table> </div> <p><b>DATA ANALYSIS</b> November/December 3 Needs Outreaches (unfunded outreaches) were conducted in partnership with Liverpool Group to address a significant increase in the numbers of persons coming to the Ruben Centre for testing in the 3rd Quarter of 2016 from Diamond Village.</p>	Year	Positive Testings	1st Qtr 2016	20	1st Qtr 2017	21
Year	Positive Testings						
1st Qtr 2016	20						
1st Qtr 2017	21						
<p>3. Increased Awareness of breast cancer and cervical cancer</p>	<p><b>Government Analysis across sub counties</b> has shown an increase in the number of positive diagnosis in the area of breast cancer and cervical cancer. Screening for post natal mothers has been a directive from the County to ensure all mothers are aware of any changes in their health.</p>						

<p>Funding Request Areas <b>HEALTH</b></p>	<p>Needs Assessment Verifiers for each Strategic Objective Request Area</p>
<p><i>Outcome 1: Increased access to quality healthcare services - PLEASE NOTE:</i></p> <ol style="list-style-type: none"> <li><b>Ruben Centre Clinic is the only government Registered Clinic in Mukuru Kwa Ruben</b></li> <li><i>Because of the Needs Assessment Analysis an Exit Survey has been developed and will be conducted Asses in the second quarter7. The period of the Survey will be over 1 week, and for all those attending of 201 the Clinic for any service</i></li> </ol>	

4. Improved nutrition status of infants and young children under 5

**RESEARCH ANALYSIS - LINK NCA - "What Socio-Anthropology teaches us about Undernutrition - Pathways and successful initiative in Mukuru", 2017.**

#### DATA ANALYSIS



**FOCUS GROUPS** - Training requests from mothers include Nutrition; Care Practices; Diet and Choices for Children. TRAINING PROGRAMS have also been developed to include Urban Farming and Small Animal Farming, and these have also led to people getting small Loans to enable them to take up income generating activities and also to put nutritious food on the family table

**FEED BACK RADIO - RUBEN FM** - The Weekly Health Program is conducted and approx 20 questions per show have been received and nutrition is a focal point of the questions raised by Mums in the community, specifically now when the cost of food has been so high, and finding nutritious food at affordable prices is a challenge.

#### TRAINING PROGRAM DEVELOPMENT & DESIGN

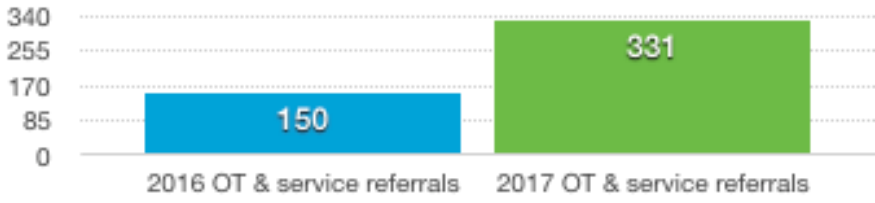
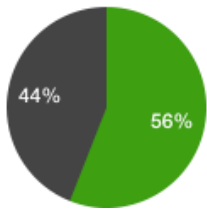
In 2016-2017 Ruben has increased the number of Training programs to include Small Urban Farming; Small Animal Husbandry; and 2017 - Baby; Infant & Toddler Course which are designed to further give opportunity training specifically around nutrition and good food practice.

#### SUPPLEMENTATION PROGRAM FOR CHILDREN IN THE SCHOOL

Ruben undertook a large fund-raiser in Australia last year to support the children who were coming to school hungry and sleeping at their desk after the weekend without school lunch programs to supplement their food intake. What began as a 3 month program extended to 9 months and the numbers had to be increased from 50 to 75 per week as the drought situation worsened and more children and were found to be coming to school hungry.

#### REPORTS FROM COMMUNITY HEALTH VOLUNTEERS

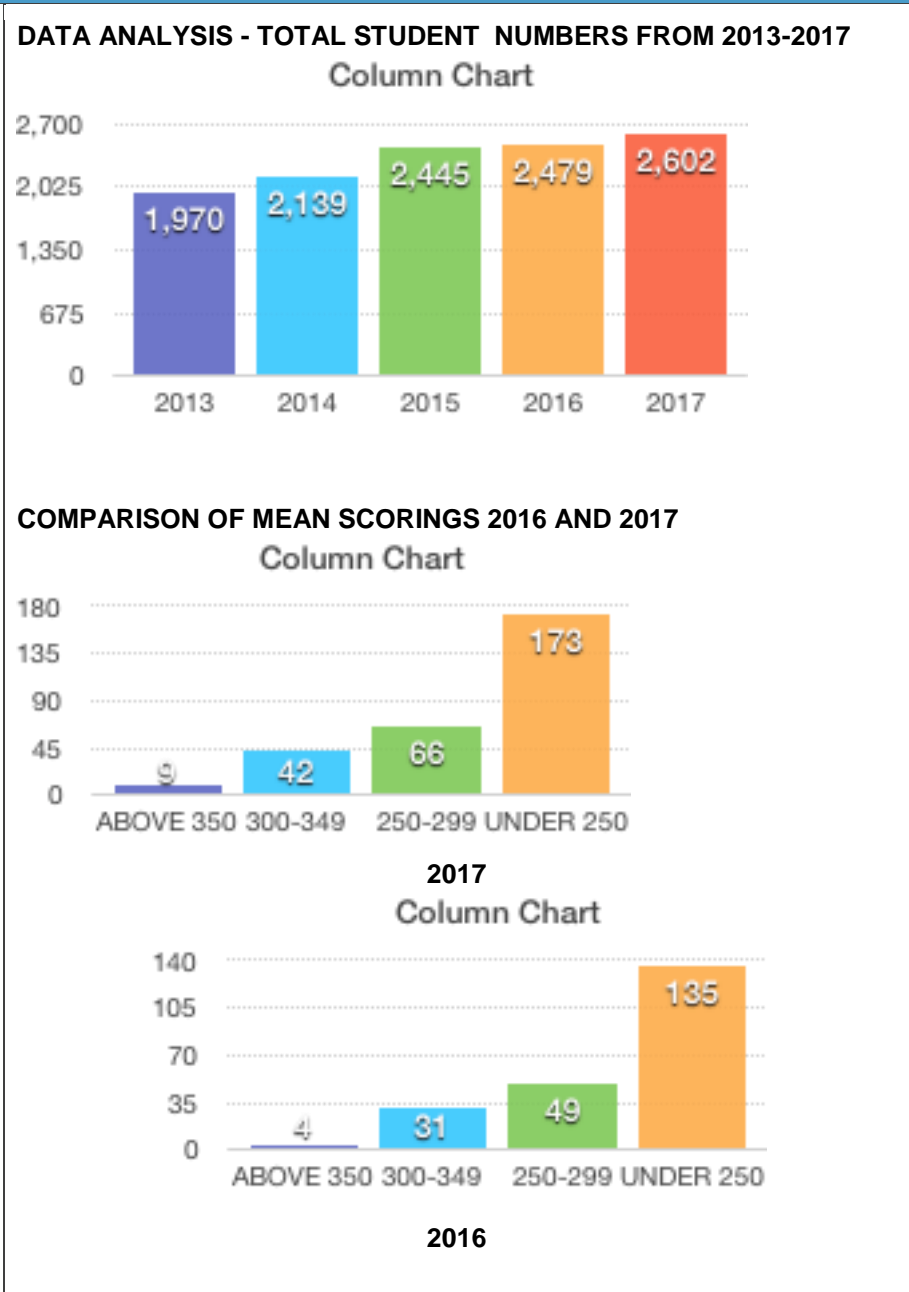
1. Monthly reports to Clinician on visited clients - feedback around areas of concern

Funding Request Areas <b>HEALTH</b>	Needs Assessment Verifiers for each Strategic Objective Request Area						
<p><i>Outcome 1: Increased access to quality healthcare services - PLEASE NOTE:</i></p> <ol style="list-style-type: none"> <li><b>Ruben Centre Clinic is the only government Registered Clinic in Mukuru Kwa Ruben</b></li> <li>Because of the Needs Assessment Analysis an Exit Survey has been developed and will be conducted in the second quarter. The period of the Survey will be over 1 week, and for all those attending of 2017 the Clinic for any service</li> </ol>							
<p>5. Improved development of "at risk children" with birth defects or disability</p>	<p><b>DATA ANALYSIS</b></p> <p style="text-align: center;"><b>Column Chart</b></p>  <table border="1"> <caption>OT &amp; service referrals</caption> <thead> <tr> <th>Year</th> <th>Referrals</th> </tr> </thead> <tbody> <tr> <td>2016</td> <td>150</td> </tr> <tr> <td>2017</td> <td>331</td> </tr> </tbody> </table> <p><b>DISABILITY PARENT FOCUS GROUPS</b> Increased number of parents requesting enrolment into OT Services; Disability Unit and Training requests for at home approaches to Disability and birth defect support. (Meeting Minutes - Disability Parent Focus Groups)</p>	Year	Referrals	2016	150	2017	331
Year	Referrals						
2016	150						
2017	331						
<p>6. Reduction in preventable childhood diseases</p>	<p><b>DATA ANALYSIS</b> Because of funding constraints Ruben undertook fewer Vaccinations in the first quarter of 2017. Approximately 550 fewer persons were inoculated and Ruben.</p> <p><b>FEEDBACK RADIO - RUBEN FM</b> - Community feedback has resulted in increased availability of vaccinations from the Kenyan Health Department, specifically for children under 5 and the Radio will be used for ensuring the maximum number of people are aware of vaccination type and dates.</p> <p><b>EXTERNAL REVIEW - LOG FRAMEWORK</b></p> <ol style="list-style-type: none"> <li>Organizational Capacity - Move on Africa 2016</li> <li>Rapid Needs Assessment against the Strategic Plan</li> <li>Annual Report 2016</li> <li>Internal Evaluation MC funding 2016</li> <li>Monthly report collated to government</li> </ol>						
<p>7. Family planning services available for all in the community</p>	<p><b>DATA ANALYSIS</b></p> <p style="text-align: center;"><b>Pie Chart</b></p>  <p>● 2016 Reproductive Health Visits for the whole of the year ● 2017 Reproductive Health Visits to end of March</p> <table border="1"> <caption>Reproductive Health Visits</caption> <thead> <tr> <th>Year</th> <th>Percentage</th> </tr> </thead> <tbody> <tr> <td>2016</td> <td>56%</td> </tr> <tr> <td>2017</td> <td>44%</td> </tr> </tbody> </table>	Year	Percentage	2016	56%	2017	44%
Year	Percentage						
2016	56%						
2017	44%						

Funding Request Areas <b>EDUCATION</b>	Needs Assessment Verifiers for each Strategic Objective Request Area
---	--

**Outcome 2: QUALITY EDUCATION FOR ALL**  
**PLEASE NOTE:**  
 1. **Ruben Primary School is the only government Registered Primary School in Mukuru Kwa Ruben areas relate specifically to enrolment; teacher/child ratio and have been assessed through the verifiers listed.**  
 2. **The first 4 funding request areas listed.**

1. Improved delivery and quality of education and retention of quality teachers



**Funding Request Areas**  
**EDUCATION**

**Needs Assessment Verifiers for each Strategic Objective Request Area**

**Outcome 2: QUALITY EDUCATION FOR ALL**  
**PLEASE NOTE:**  
 1. **Ruben Primary School is the only government Registered Primary School in Mukuru Kwa Ruben areas relate specifically to enrolment; teacher/child ratio and have been assessed through the verifiers listed.**  
 2. **The first 4 funding request areas listed.**

	<p><b>DATA ANALYSIS - CLASS SIZES</b></p> <p>There are 32 classes across the 8 Years plus another 6 classes in Nursery and Pre Unit making a total of 38 classes and an average of 68.5 per class. Teachers total 57 and at the compilation of this report only 26 of the teachers were supported through the Kenyan teachers Service Commission.</p> <p><b>FOCUS GROUPS -</b></p> <ol style="list-style-type: none"> <li>1. The AEF Ruben Primary School AGM - of which 1070 of the 1500 (approximately 72%) of the registered parents attended. Parents Reaction Sheet ( a summary of the points made by parents and collated by the School Secretary) included             <ol style="list-style-type: none"> <li>1. How the school could reduce the number in each class.</li> <li>2. Dropouts - how the school could respond to this issue</li> <li>3. Appreciation for the Guidance &amp; Counselling Services initiated in mid 2016.</li> <li>4. Comment on the reported Increased attendance rates in the school from 80% in 2015 to 90% 2016</li> <li>5. School security during the pre-election and election campaign</li> <li>6. Commending fellow parents on attendance and support of the school</li> </ol> </li> <li>2. Pupils Government Council - spoken at the AEF - BOM and raised concerns gathered around the needs of the child</li> <li>3. Class Parent Teacher meetings held twice per year. At the 2016 Grad 8 Teacher/Parent meeting 92% of the parents attended.</li> <li>4. Mukuru Community Primary School Network Group - Ruben brings fellow principals of informal schools (that are largely invisible within the Education Sector - Nairobi) together to look at ways that Quality Education for all can be accessed throughout the Mukuru Kwa Ruben catchment area.</li> <li>5. In this quarter, UNICEF proactively sought out children not attending school (in response to the unaccounted 1,000,000 young people not at school - information from the Kenyan census, and data from education facilities) a request to enrol a further 500 from the beginning of June 2017 will be determined by organizational capacity.</li> </ol> <p><b>PILOT PROGRAM -</b></p> <ol style="list-style-type: none"> <li>1. School Counsellor Report against the Pilot Project Work Plan</li> <li>2. RISE Program - Concept update compiled and reported by HH - (Appendix 7)</li> </ol> <p><b>EXTERNAL NEEDS ASSESSMENT -</b></p> <ol style="list-style-type: none"> <li>1. Segal Foundation Report - assessment of class sizes against performance</li> <li>2. 2015 Review of the Strategic Plan (Ob 2 p14-16)</li> <li>3. 2015 Rapid Needs Assessment (Ob 3 p 1-2)</li> </ol>
--	--

<b>Funding Request Areas EDUCATION</b>	<b>Needs Assessment Verifiers for each Strategic Objective Request Area</b>
<p><i>Outcome 2: QUALITY EDUCATION PLEASE NOTE:</i></p> <ol style="list-style-type: none"> <li>1. <b>Ruben Primary School is the</b></li> <li>2. <b>The first 4 funding request</b></li> </ol>	<p><b>ION FOR ALL</b></p> <p><b>only government Registered Primary School in Mukuru Kwa Ruben areas relate specifically to enrolment; teacher/child ratio and have been</b></p> <p><b>ers listed.</b></p> <p><b>assessed through the verifi</b></p>

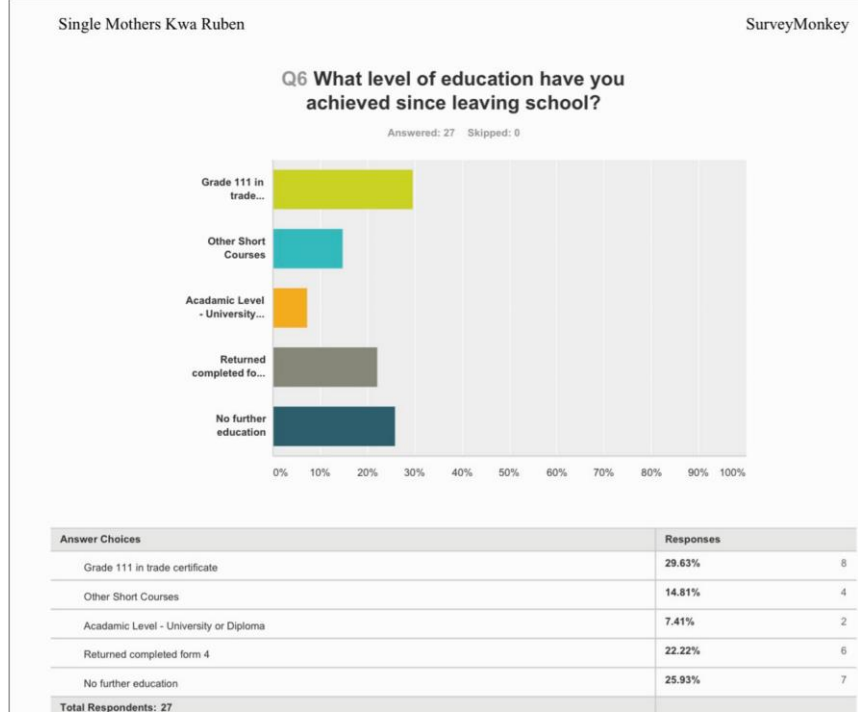
<p>5. Improved Access to learning for children with a disability improved community awareness on disability issues.</p>	<p><b>DATA ANALYSIS</b></p> <ol style="list-style-type: none"> <li>Quarterly Reports compiled by the unit and sent to the director (copies available) show that the number of students against each first quarter shows an increase relevant to the Pilot Program findings.</li> <li>APDK Report - according to the APDK 15% of the population in Mukuru has some form of impaired learning or disability</li> <li>APDK Report - No other school access for children with a disability</li> </ol> <p style="text-align: center;"><b>Column Chart</b></p> <table border="1" style="margin-left: auto; margin-right: auto;"> <thead> <tr> <th>Quarter</th> <th>Number of Students</th> </tr> </thead> <tbody> <tr> <td>1ST QUARTER 2016</td> <td>19</td> </tr> <tr> <td>1ST QUARTER 2017</td> <td>35</td> </tr> </tbody> </table> <p style="text-align: center;">Mukuru within</p> <p><b>PILOT PROGRAM</b></p> <ol style="list-style-type: none"> <li>Extension of the Disability Unit to two classrooms and with an estimated increase to 40 students within the first 12 months</li> </ol> <p><b>REVIEWS &amp; REPORTS</b></p> <ol style="list-style-type: none"> <li>Annual Report 2016</li> <li>Internal Evaluation Misesan Cara Funding 2016</li> <li>Internal Reports to Director.</li> <li>Reports from the Community Health Volunteers - around access for Children with a disability</li> </ol>	Quarter	Number of Students	1ST QUARTER 2016	19	1ST QUARTER 2017	35
Quarter	Number of Students						
1ST QUARTER 2016	19						
1ST QUARTER 2017	35						
<p>6. Improved Workplace Health &amp; Safety in line with Government guidelines</p>	<p><b>REVIEWS &amp; REPORTS</b></p> <ol style="list-style-type: none"> <li>OCC Health &amp; WH&amp;S report 2016 (3.4.6 p23)</li> <li><b>Board Meeting</b> - Nov 12 - Meeting Point 8</li> <li>Annual Report (P43 ob5)</li> </ol>						

<p>Funding Request Areas <b>EDUCATION</b></p>	<p>Needs Assessment Verifiers for each Strategic Objective Request Area</p>
<p>Outcome 2: QUALITY EDUCATION PLEASE NOTE:</p> <ol style="list-style-type: none"> <li><b>Ruben Primary School is the</b></li> <li>The first 4 funding request listed. assessed through the verifi</li> </ol>	<p>ION FOR ALL</p> <p><b>only government Registered Primary School in Mukuru Kwa Ruben areas relate specifically to enrolment; teacher/child ratio and have been ers</b></p>

7. Vocational Training Programs expanded and diversified

**SURVEYS**

1. Internal surveys including Single Mothers Kwa Ruben were undertaken to ascertain level of education for young women in Kwa Ruben. The highest proportion of students had achieved a Grade 111 level certificate and this led to us looking at more diversification in our training programs and enabling had been attained
2. The whole report can be seen [Survey - Single Mothers of Kwa Ruben - the whole survey can be found through https://http://www.surveymonkey.com/results/SM-9TGXRYYG](https://http://www.surveymonkey.com/results/SM-9TGXRYYG)



Funding Request Areas  
**EDUCATION**

Needs Assessment Verifiers for each Strategic Objective Request Area

Outcome 2: QUALITY  
EDUCATION PLEASE NOTE:

EDUCATION FOR ALL

1. Ruben Primary School is the
2. The first 4 funding request listed. assessed through the verifi

only government Registered Primary School in Mukuru Kwa Ruben areas relate specifically to enrolment; teacher/child ratio and have been ers



## 8. HD&amp;STP development



Appendix 5.

**DATA ANALYSIS**

1. Numbers in all aspects of training have increased for example in 2015 in Dressmaking and Tailoring 22 students graduated, compared with 26 in 2016. Enrolled students for 2017 have increased to 34.

A complete review of 2016 was undertaken for the HD&STP in early 2017. The factored considerations of the report were not only centred around the young trainees of Mukuru but the increasing number of older single mothers who had little or no income, and the recommendations into the future. (HD&STP Review 2016)

**RESPONSES**

1. Three new courses have been designed and the curriculum written to respond to training areas that have not been developed, so far, in these areas. They include:

1. SUF/SAH UNIT 501 - 515
2. BIT Nanny Course UNIT 601 - 612
3. ITF 301-305

2. **Community & Government Response** to the above development has been overwhelming. Both government and other organisations are investigating how they might incorporate our curriculum and learning opportunities into their own course work, including:

1. Aga Khan
2. Minister for Agriculture - Nairobi City County
3. Nairobi City County
4. Tiny Toto

3. **SALES & PRODUCTION** - Working with organisations on a daily business to forward the production area of our unit, including Including meeting projected sales expectations for the quarter - against the

PRODUCTION	UNIFORM SALES	SHOWROOM SALES	ORDER SALES	Percentage of growth from year to year
Current 2016	300,000ksh	500,000ksh	70,000ksh	%
2017	400,000ksh	750,000ksh	100,000ksh	37%
2018	420,000ksh	800,000ksh	150,000ksh	23%
2019	440,000ksh	1,000,000ksh	150,000ksh	15%
2020	470,000ksh	1,400,000ksh	175,000ksh	20%

**HD&STP 2016 report. - PROJECTED INCOME****HD&STP GROWTH RATE FIRST QUARTER 2017**

PRODUCTION	UNIFORM SALES	SHOWROOM SALES	ORDER SALES	TOTAL SALES FOR QUARTER	Percentage of growth from projected to actual
Current 2016	300,000ksh	500,000ksh	70,000ksh		%
WHOLE OF YEAR PROJECTION 2017	400,000ks	750,000ksh	100,000ksh	1250,000ksh	%
QUARTER PROJECTION 2017	100,000ksh	187,500ksh	25,000ksh	312,500ksh	
FIRST QUARTER RECEIPTED SALES 2017	212,160ksh	522,400ksh	123,050ksh	857,610ksh	63.5%

Funding Request Areas  
**SOCIAL EMPOWERMENT**

Needs Assessment Verifiers for each Strategic Objective Request Area

**Outcome 3. RESIDENTS WERED THROUGH SOCIAL AND ECONOMIC DEVELOPMENT**  
**EMPO PLEASE NOTE:** At the Meeting of the Ruben Centre - an exercise was conducted to assess how development Goals were being acted on within the programs of the Ruben Strategic De Centre. The result being acted on and addressed through Ruben for the people of the was 12 were Mukuru Kwa Ruben slum.

1. Social Empowerment Responses developed to address the following:
  1. Child Labour Activity in Mukuru
  2. Generate work and income opportunities for caregivers of children at risk of child labour activity
  3. Improve the economic status of parents - specifically single mothers to guard against "children at risk"
  4. Reduce the socio economic impacts of HIV/AIDS on orphans and vulnerable children
  5. Community Training and information on positive parenting & child protection issues

**THE GLOBAL GOALS**  
For Sustainable Development




The goals that are not applicable to the Ruben Centre

Appendix 6

**DATA ANALYSIS**

1. School Counsellor report - 611 cases were addressed through this Pilot Program, with 27 reportable abuse cases being referred on to the local Ruben Police Post.
2. Increases in the Social Department reports showing the numbers of persons accessing services, for example in one area alone the



requests for food have tripled from 2016 to 2017

Food request through Social Department

3. Cost of living analysis and response development required to tackle what is a burgeoning "poverty trap" (Making the invisible visible Report 2016)
4. Accessed data from the School Counsellor Work Plan Report that Mukuru has:-
  1. a high level of Child Abuse
  2. Economic Strain
  3. Children left unattended while parents find work
  4. High levels of Divorce/Separation; Drug Abuse; Sniffing
  5. Reported incidences of Child trafficking
  6. Prevalent Insecurity and traumatic situations
5. Report also raised a number of major areas of concern that the program must include developed processes to:
  1. retain children in school after Primary School
  2. Classroom sizes and behaviour responses
  3. Low self-esteem resulting from poverty stress

**INTERNAL SURVEYS & RESPONSES**

1. Three different surveys undertaken by Ruben in the last year indicate the level of financial difficulty that people of Mukuru are experiencing in 2017, and the number who must seek assistance through programs at Ruben , these include:
  1. Social Economic Empowerment Survey
  2. Students accessing the Mentor Program
  3. Students receiving Social Support assistance (all surveys can be accessed through [www.surveymonkey.com](http://www.surveymonkey.com))
  4. Counsellor report June 2016-Nov 2016 including qualitative and quantitative reports.
2. In 2015 Terre des Hommes - withdrew funding from activities in all of Kenya thereby requiring Ruben to take up the Social Program and address the welfare needs provided under this program.
3. 2016 WANGU KANJA FOUNDATION a partner and a presence within the Ruben Centre has responded to Family and Community abuse by providing a SMS line which receives around 30 cases per month which require further response. Referral processes across Ruben allow for multi-faceted responses to the needs of the persons presenting.

**RESEARCH ANALYSIS**

1. What Socio-Anthropology teaches us about Undernutrition - Pathways and successful initiative in Mukuru", 2017). This report highlighted the challenges in
  1. balancing work; child care and financial stress in a slum environment
  2. Work and the impact of breast feeding and child care practices
  3. Utilising urban farming practices and feeding the family (presented by Ruben)

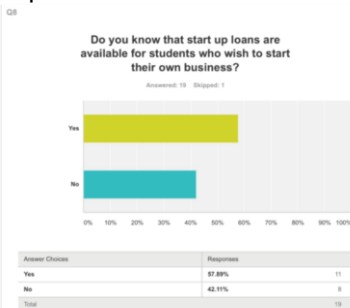
**Funding Request Areas  
SOCIAL EMPOWERMENT**

**Needs Assessment Verifiers for each Strategic Objective Request Area**

*Outcome 3. RESIDENTS EMPO PLEASE NOTE: At the Meeting of the Ruben Centre - an exercise was conducted to assess how development Goals were being acted on within the programs of the Ruben Strategic De Centre. The result being acted on and addressed through Ruben for the people of the was 12 were Mukuru Kwa Ruben slum.*

*WERED THROUGH SOCIAL AND ECONOMIC DEVELOPMENT Meeting of the Ruben Centre - an exercise was conducted to assess how development Goals were being acted on within the programs of the Ruben Strategic De Centre. The result being acted on and addressed through Ruben for the people of the was 12 were Mukuru Kwa Ruben slum.*

**6. Self-sustaining VSL groups in place.**



**DATA ANALYSIS**

The Voluntary Saving & Loans program was established to give economic empowerment to persons benefiting from Ruben services - including Transition to work; graduates from Vocational Training; Parents of children with a disability; self-help groups.

**SAVINGS AND LOANS SUMMARY REPORT FOR 2016/2017**  
**REPORT FROM JANUARY TO NOVEMBER 2016**

No of Beneficiaries	Area of Activity	Savings Ksh,	Total amount loan fund disbursed KSH,	Total amount loan refund Ksh,	Outstanding loan balance Ksh,	Total interest of 2.5%
(2015) 12	vocational	-----	56,500	30,700	25,800	-----
(2016) 25	Group loans	70,550	295,000	179,389	107,586	7,375
(2016) 16	vocational	-----	213000	55,605	157,395	-----
<b>TOTAL</b>		<b>70,550</b>	<b>564,500</b>	<b>265694</b>	<b>290771</b>	<b>7,375</b>

**QUATERLY REPORT. MARCH 2017**

No of Beneficiaries	Area of Activity	Savings Ksh,	Total amount loan fund disbursed KSH,	Total amount loan refund Ksh,	Outstanding loan balance Ksh,	Total interest of 2.5%
(2017)30	vocational	-----	273000	145125	127875	-----
(2017)25	Group loans	88719	284500	249450	81425	8125
<b>TOTAL</b>		<b>88719</b>	<b>557500</b>	<b>394575</b>	<b>209300</b>	<b>8125</b>


**RESPONSES**

As the above figures show Loan investment is becoming an integral part of the HD&STP Transitional (Vocational) Program and it is giving loan advantage access to past students of the HD&STP.

<p>7. Agribusiness/Urban Farming used to provide food for community</p>	<p><b>SURVEYS</b>                  Surveys undertaken to respond to growing need for food and access to protein based nutrition has resulted (see above references) has resulted in a curriculum being developed to provide learning opportunities and the expansion of programs that promote Urban Farming and Small Animal Farming.</p> <p><b>REPORTS</b></p> <ol style="list-style-type: none"> <li>1. HD&amp;STP Review 2016</li> <li>2. Quarterly Report - Voluntary Savings &amp; Loans</li> </ol> <p><b>RESPONSES</b></p> <ol style="list-style-type: none"> <li>1. The first enrolment of the Small Urban Farming and Small Animal Husbandry has seen 10 young Mukuru farmers enrol, commencing the course in April 2017.</li> <li>2. Aga Khan Foundation will utilise the curriculum and training that we have developed as an opportunity to have course training for the young farmers</li> </ol>
---	--

<p>Funding Request Areas  <b>ADVOCACY &amp; NETWORKING</b></p>	<p>Needs Assessment Verifiers for each Strategic Objective Request Area</p>
--	---

*Outcome 4. An informed community -Advocacy & Networking*  
 PLEASE NOTE "GIVING A VOICE TO THE VOICELESS "

<p>1. Quality and community relevant content generated and disseminated through</p>  <p>Radio Ruben</p>	<p><b>DATA ANALYSIS</b></p> <ol style="list-style-type: none"> <li>1. Response Data from Ruben FM - 6 monthly report available through website</li> <li>2. Requests from cross cutting issues included in the report</li> <li>3. Data analysis of the call back responses from the following weekly talk back shows:             <ol style="list-style-type: none"> <li>1. Clinic segment</li> <li>2. Urban farming and nutritional values of food segment</li> </ol> </li> <li>4. Compliance with legal requirements pertaining to media laws and licensing.</li> <li>5. Advocating on behalf of community e.g.             <ol style="list-style-type: none"> <li>1. Gambling (Poker machines) have been minimized in Mukuru Kwa Ruben through broadcasting awareness campaign.</li> <li>2. Pre Election Candidate nominations were conducted in Ruben Centre without any security breaches - this has been attributed to the live broadcast and positive community dialogue projected throughout the campaign by RUBEN FM</li> </ol> </li> </ol> <p><b>INTERNAL SURVEYS &amp; RESPONSES</b></p> <ol style="list-style-type: none"> <li>1. <b>Community Survey</b> undertaken with over 2000 residents to ascertain content and how information was to be disseminated through the radio. Link - website</li> </ol>
--	---

<p>Funding Request Areas  <b>ADVOCACY &amp; NETWORKING</b></p>	<p>Needs Assessment Verifiers for each Strategic Objective Request Area</p>
--	---

*Outcome 4. An informed community -Advocacy & Networking*  
 PLEASE NOTE "GIVING A VOICE TO THE VOICELESS "

2. Increased efficiency and quality of production and transmission of radio programming	<b>RUBEN FM - COMPARISON - NOVEMBER 2016 TO MAY 2017</b>		
	<b>COMPARATIVE DATA</b>	<b>2016</b>	<b>2017</b>
	1. Feedback - calls	20	45
	2. Feedback - messages	75	95
	3. Comments - Soc Med	15	30
	4. Audience	500,000	600,000
	5. Live Broadcast	25	28
	6. Staff	7	12
	7. Broadcast times	13 hrs per day M-F	16 hrs per day M-F 8 hrs per day S/S
	<b>DATA ANALYSIS</b>		
<ol style="list-style-type: none"> <li>RUBEN FM commenced in Nov 2016 and since that time all areas of production and transmission have increase (see above). The statistics shown are based on <b>per segment</b> and analysis determined in the monthly reports.</li> <li>Live streaming to commence from the 30th May 2017 for a national and international audience, and this will have a major impact on international donors and thereby increase the sustainability of the Radio and all other programs within the Ruben Centre.</li> </ol>			
<b>REPORTS</b>			
<ol style="list-style-type: none"> <li>Report to the Wheeler Foundation (Attachment 8) in</li> <li>Board recommendation - December 2016</li> <li>Organizational Capacity - Move on Africa 2016 (P33 Ob 4) community engagement (Appendix 9)</li> </ol>			

Funding Request Areas <b>ORGANZATIONAL CAPACITY</b>	Needs Assessment Verifiers for each Strategic Objective Request Area
<i>Outcome 5. TO STRENGTHEN ORGANIZATIONAL CAPACITY OF THE CENTRE</i>	



Funding Request Areas <b>ORGANZATIONAL CAPACITY</b>	Needs Assessment Verifiers for each Strategic Objective Request Area
<i>Outcome 5. TO STRENGTHEN ORGANIZATIONAL CAPACITY OF THE CENTRE</i>	
2. WH&S - addressing the OCC Health & WH&S Report 2016 Appendix 6	<p><b>REPORTS &amp; INTERNAL ASSESSMENT</b></p> <p><b>New Incinerator</b></p> <ol style="list-style-type: none"> <li>1. Annual Report (P43 Ob 5)</li> <li>2. OCC Health &amp; WH&amp;S Report (P26 2.1.6)</li> <li>3. Ruben Centre Risk Assessment 2017</li> <li>4. Board Meeting - Nov 12th - Meeting Pt 8 sustainability resources into future.</li> </ol> <p><b>Ruben Emergency Special Response</b></p> <p><b>Fire Service apparatus</b></p> <ol style="list-style-type: none"> <li>1. Annual Report (P43 Ob 5)</li> <li>2. OCC Health &amp; WH&amp;S Report (P19&amp;23 P26 2.1.3) - Address Issues</li> <li>3. Board Meeting - Nov 12th - Meeting Pt 8 sustainability resources into future.</li> </ol>

## APPENDIX

### Report links posted to the Ruben Website

1. Appendix 1 - Meetings Held report [docs.google.com](https://docs.google.com).   
[MEETING LOGSHEET 2017 \(Responses\)](#)

[Open in Sheets](#)

### Documents loaded on the [www.rubencentre.org](http://www.rubencentre.org) - Resources Page

2. Appendix 2 - Surveys - [surveymonkey.net](https://www.surveymonkey.net) - bevwatkinson2@me.com
  - Survey - Social Economic Empowerment - email attachment
  - Survey - Students Ruben Nilende - email attachment
  - Survey - Single Mothers -email attachment
  - Survey - Mentor Program - email attachment
  - Survey - HD&STP Profile of Students - email attachment
3. Appendix 3 - Strategic Plan
4. Appendix 4 - HD&STP Review
5. Appendix 5 - Strategic Development Goals Presentation
6. Appendix 6 - Occupational Health & Safety WH&S Report 2016
7. Appendix 7 - Rise Program Report March 2017

### Separate Attachment -

8. Wheeler Report - Report on the Ruben FM

### Separate Attachment from the Program Manager 18/05/2017

9. Organizational Capacity Report
10. Misesan Cara Year 3 Narrative and Budget Reports